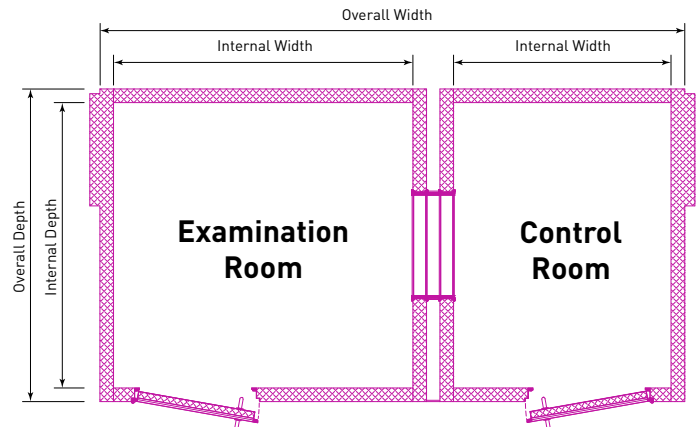
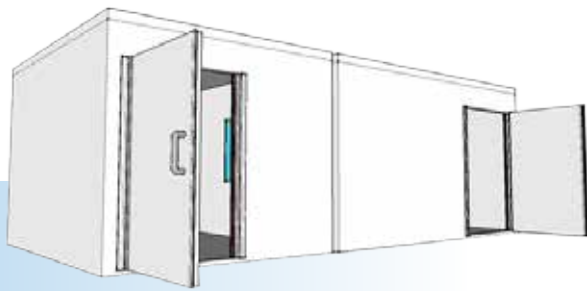


Specification and Dimensional Data Sheet

40act Series Audiometric Booth with Control Room

IAC Acoustics A/S
 T: +45 36 77 88 00
 E: mail@iac-nordic.dk
 www.iac-nordic.dk



Room Details

Two single layer rooms joined by a vibration isolated filler piece bridging a 102mm thick air gap.

- Provides examination room and control / observation room
- Connecting window provided between the two rooms
- All other details as per 40a series booths from IAC Acoustics

Model	Exam. Room Internal Dimensions (mm)			Control Room Internal Dimensions (mm)			Complete External Dimensions (mm)			Total Unit Weight (kg)
	Width	Depth	Height	Width	Depth	Height	Width	Depth	Height	
40act-1	1879	1880	1995	1067	1879	1995	3454	2084	2147	2521
40act-2	2134	2134	1995	1422	2133	1995	4046	2338	2147	3076
40act-3	2642	2134	1995	1422	2133	1995	4572	2338	2147	3351
40act-4	2998	2134	1995	1422	2133	1995	4928	2338	2147	3544
40act-5	2641	2134	1995	2134	2133	1995	5283	2338	2147	3736
40act-6	2642	2134	1995	2286	2133	1995	5436	2338	2147	3818
40act-7	2997	2134	1995	2134	2133	1995	5639	2338	2147	3928
40act-8	2998	2134	1995	2641	2133	1995	6147	2338	2147	4203
40act-9	2489	2642	1995	2134	2641	1995	5131	2846	2147	4229
40act-10	2844	2997	1995	2134	2997	1995	5486	3201	2147	4869
40act-11	3200	2997	1995	2134	2997	1995	5842	3201	2147	5106

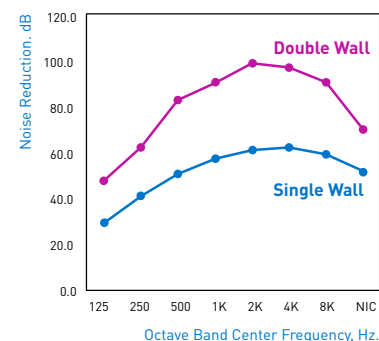
Noise Reduction & Sound Absorption

Noise Reduction*: The minimum allowable noise reduction of completely assembled rooms, as tested in accordance with ASTM Standards in a recognised independent and approved laboratory, as shown in the table below.

Sound Absorption: The composite sheet metal and sound absorbing assembly shall have a sound absorption coefficient based on laboratory tests in accordance with ASTM C423-77 as shown in the table below.

	Octave Band Centre Frequency (Hz)							NIC
	125	250	500	1k	2k	4k	8k	
Noise Reduction (dB) for Single Wall Booths	25	37	48	55	59	61	62	50
Sound Absorption Coefficient	0.49	0.37	0.83	0.96	0.99	1.00	-	

Noise-reduction measurements shall be made in accordance with the following ASTM Designations: E596 and, where applicable, portions of E90 and E336.
 * Defined as the measured difference between the sound pressure levels in a reverberant room, outside the booth and inside the booth.



making the world a quieter place

Specification and Dimensional Data Sheet

40act Series Audiometric Booth with Control Room

IAC Acoustics A/S
 T: +45 36 77 88 00
 E: mail@iac-nordic.dk
 www.iac-nordic.dk

Roof & Wall Construction

Roofs and walls are constructed from standard IAC Noise-Lock® 2 acoustic panels, 102mm thick. Average weights are no less than 50kg/m².

Floor Construction

IAC Acousti-flote™ floors shall be 50mm high and structurally reinforced. All floors are carpeted. Average weights are no less than 90kg/m². Floors float on properly loaded vibration isolators rated for a natural frequency of 6.5Hz for maximum elimination of structural noise.

Acoustic Infill

Floor, wall, door and roof panels shall be sound retardant, absorbing, inert, mildew resistant and vermin proof. Heat transfer factor shall be no more than 0.397W/m²°C.

Door Construction

IAC Noise-lock®, flush fitting doors with twin magnetic seals, cam lift hinges and pull handles shall be provided with a clear opening of 838mm wide x 1857mm high.

Wall & Roof Panel 'H' Joiners

Wall and roof panels shall be acoustically and structurally joined together by IAC 'H' joiners, to maintain the acoustic integrity of the booth.

Window Construction

Windows shall be 750mm x 600mm (sizes may vary in some orientations), using sealed double glazed assemblies within profiled steel frames.

Jack Panel

Jack panel comprising of nine 6.4mm three-pole jack sockets and one Type A USB connector shall be provided below the window. The panel shall be designed and installed to preserve the acoustic integrity of the booth.

Electrical

All booths are provided with lighting operated from an adjacent switch. A separate switch will control the ventilation system. Power operation 240 volt, 50Hz. (All cable supplied by others).

Ventilation

All models shall have the ventilation system roof or wall mounted and be operated in conjunction with special ventilation panels. A further 370mm should be added to the height, width or depth of the booth, depending on the location of the system.

Finish

All booths are supplied in a factory finish polyester powder coated condition. Colour: RAL 9002 (grey/white). All floors are covered in an anti-static carpet, colour: Light blue.

Optional Extras (additional costs apply)

- Acoustic double glazed vision panel within door (150mm x 600mm high)
- Emergency light pack
- Internal power sockets
- RF and electrostatic shielding
- Fabric covering to internal walls
- Special connection panels, cut-outs
- Increased clear opening width doors (where possible)
- One-way window viewing film
- High frequency fluorescent lights
- Additional colour options are available for all panels and doors
- Power filters